

June-2024 Traffic Statistics:

## TRAFFIC ANALYSIS REPORT

For Project: Green-June-2024

Project Notes/Address:

Location/Name: Incoming

Report Generated: 02/07/2024 12:46:56

Speed Intervals = 3 MPH

Time Intervals = 5 minutes

Traffic Report From 31/05/2024 23:00:00 through 30/06/2024 23:59:59

85th Percentile Speed = 30.9 MPH

85th Percentile Vehicles = 32,787 counts

**Max Speed = 66.0 MPH on 18/06/2024 04:50:00**

Total Vehicles = 38,573 counts

AADT: 1284.0

### Volumes - weekly vehicle counts

	Time	5 Day	7 Day
Average Daily		1,337	1,259
AM peak	8:00 to 9:00	173	139
PM peak	3:00 to 4:00	120	109

### Speed

Speed limit: 30 MPH

85th Percentile Speed: 30.9 MPH

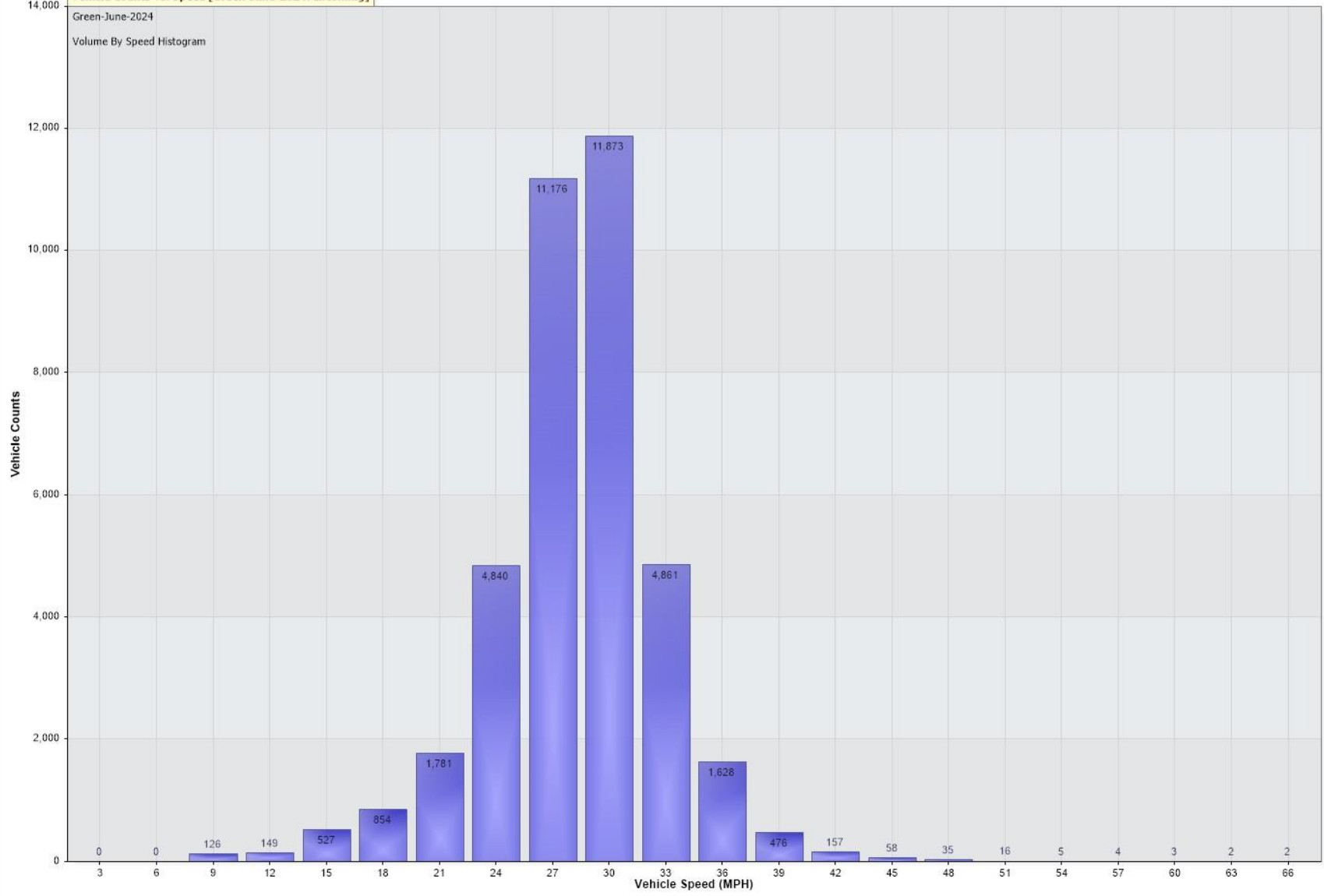
Average Speed: 26.7 MPH

	Monday	Tuesday	Wednesday	Thursday	Friday	Saturday	Sunday
Count over limit	930	994	985	1029	1038	1180	1091
% over limit	18.2	17.7	17.2	18.6	17.6	22.5	20.3
Avg speeder	33.0	32.9	33.0	33.1	33.0	33.2	33.0

Vehicle Counts Vs. Speed [Green-June-2024: Incoming]

Green-June-2024  
Volume By Speed Histogram

38,573 Counts



## TRAFFIC ANALYSIS REPORT

For Project: Hurworth-Road-June-2024

Project Notes/Address:

Location/Name: Incoming

Report Generated: 02/07/2024 12:51:10

Speed Intervals = 3 MPH

Time Intervals = 5 minutes

Traffic Report From 31/05/2024 23:00:00 through 30/06/2024 23:59:59

85th Percentile Speed = 29.9 MPH

85th Percentile Vehicles = 46,248 counts

Max Speed = 51.0 MPH on 01/06/2024 19:10:00

Total Vehicles = 54,409 counts

AADT: 1811.1

Volumes - weekly vehicle counts

	Time	5 Day	7 Day
Average Daily		1,910	1,782
AM peak	8:00 to 9:00	190	149
PM peak	3:00 to 4:00	187	172

Speed

Speed limit: 30 MPH

85th Percentile Speed: 29.9 MPH

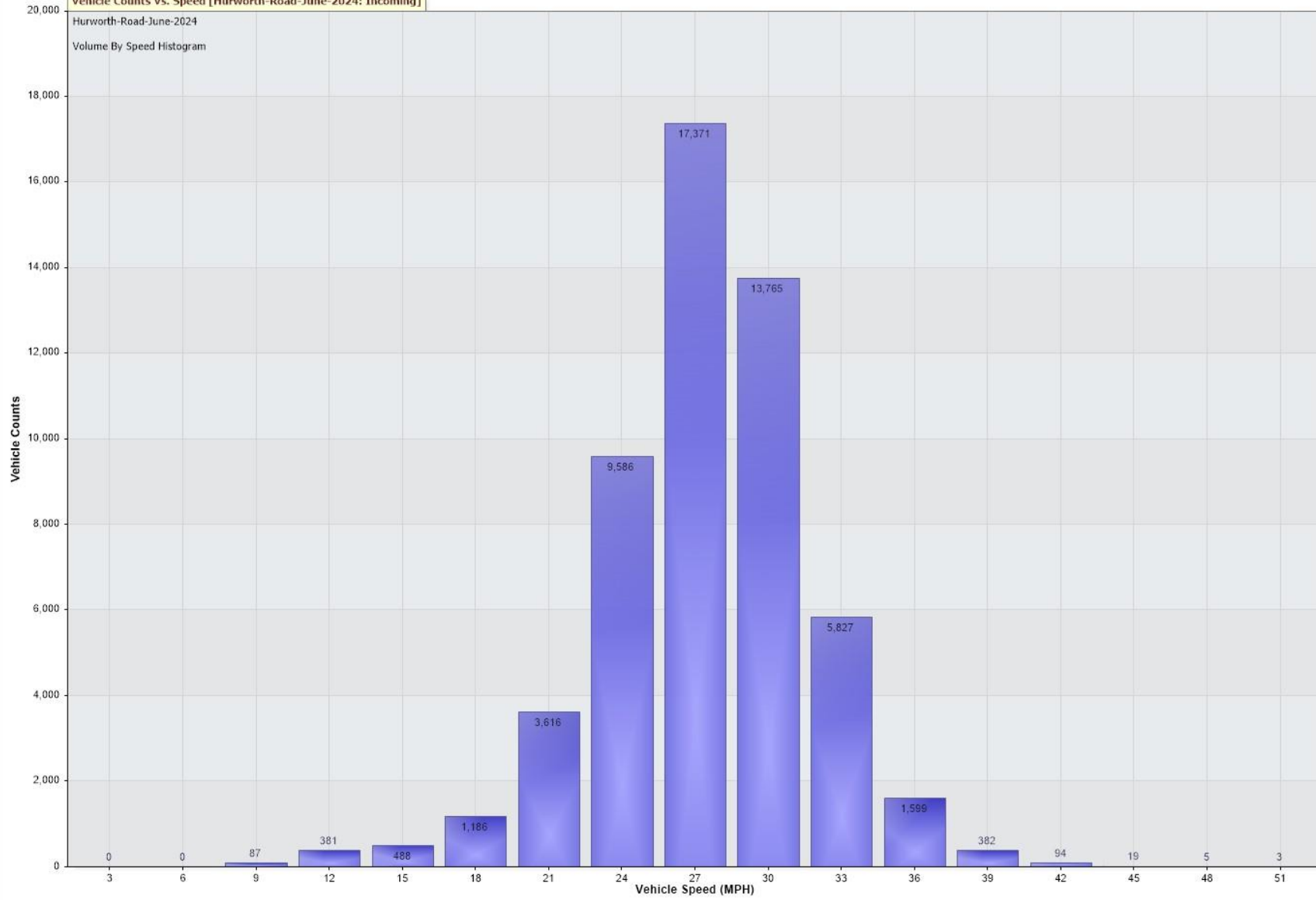
Average Speed: 25.9 MPH

	Monday	Tuesday	Wednesday	Thursday	Friday	Saturday	Sunday
Count over limit	944	992	1198	1021	799	1711	1264
% over limit	12.5	12.4	14.4	12.7	10.1	20.9	19.7
Avg speeder	32.4	32.4	32.6	32.5	32.4	32.7	32.7

Vehicle Counts Vs. Speed [Hurworth-Road-June-2024: Incoming]

Hurworth-Road-June-2024  
Volume By Speed Histogram

54,409 Counts



For Project: Linden-Court-June-2024

Project Notes/Address:

Location/Name: Incoming

Report Generated: 02/07/2024 12:59:43

Speed Intervals = 3 MPH

Time Intervals = 5 minutes

Traffic Report From 31/05/2024 23:00:00 through 30/06/2024 23:59:59

85th Percentile Speed = 32.6 MPH

85th Percentile Vehicles = 116,436 counts

Max Speed = 72.0 MPH on 02/06/2024 07:00:00

Total Vehicles = 136,984 counts

AADT: 4559.8

Volumes - weekly vehicle counts

	Time	5 Day	7 Day
Average Daily		4,655	4,463
AM peak	8:00 to 9:00	443	377
PM peak	5:00 to 6:00	380	334

Speed

Speed limit: 30 MPH

85th Percentile Speed: 32.6 MPH

Average Speed: 27.6 MPH

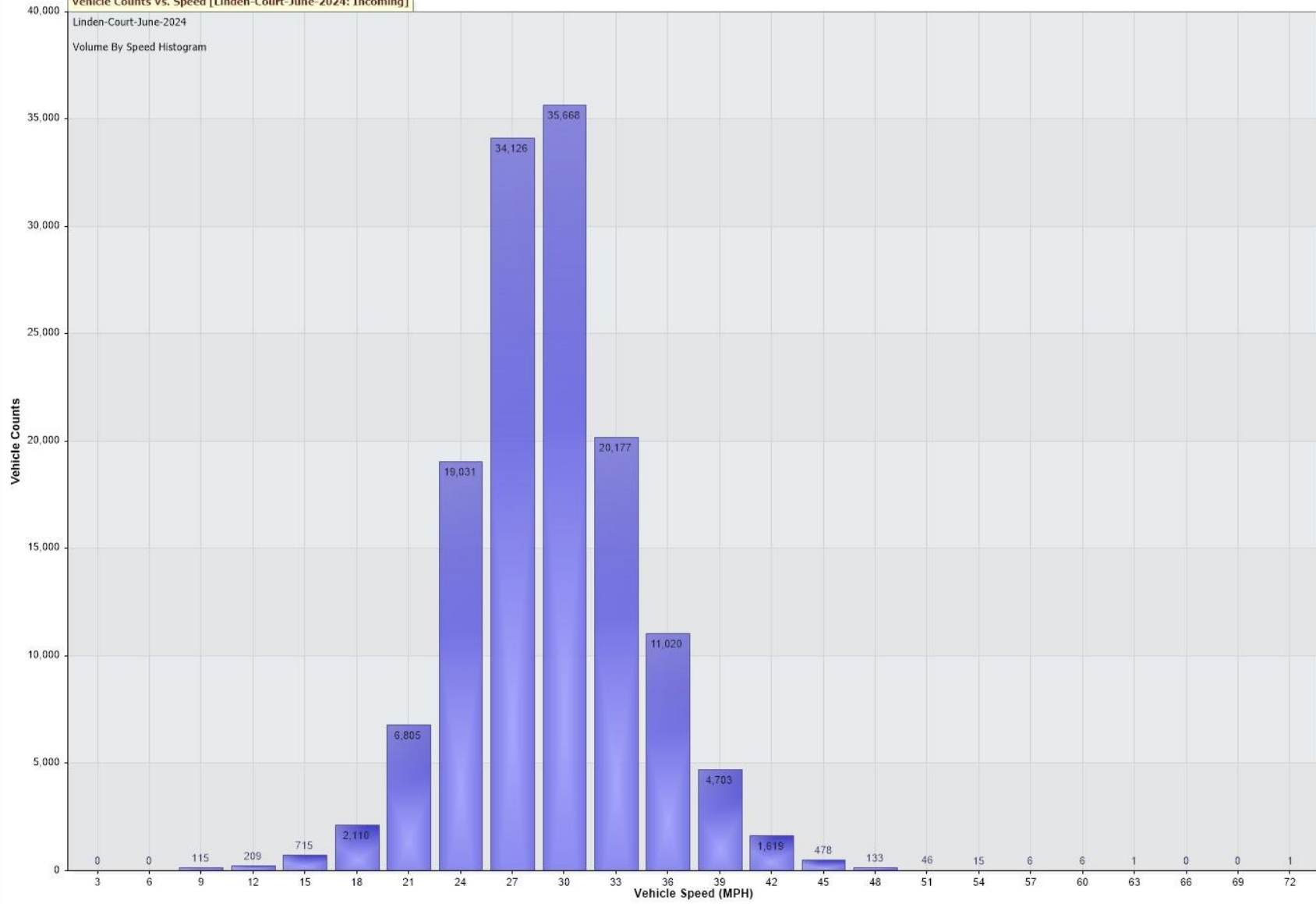
	Monday	Tuesday	Wednesday	Thursday	Friday	Saturday	Sunday
Count over limit	4541	5248	5408	5270	5621	6267	5850
% over limit	25.3	27.8	26.7	26.5	27.8	29.0	32.0
Avg speeder	33.7	33.7	33.6	33.7	33.7	33.7	33.9

Vehicle Counts Vs. Speed [Linden-Court-June-2024: Incoming]

Linden-Court-June-2024

Volume By Speed Histogram

136,984 Counts





## TRAFFIC ANALYSIS REPORT

For Project: Metal-Bridge-June-2024

Project Notes/Address:

Location/Name: Incoming

Report Generated: 02/07/2024 12:54:57

Speed Intervals = 5 MPH

Time Intervals = 5 minutes

Traffic Report From 01/06/2024 10:00:00 through 30/06/2024 23:59:59

85th Percentile Speed = 30.0 MPH

85th Percentile Vehicles = 22,253 counts

Max Speed = 75.0 MPH on 17/06/2024 01:45:00

Total Vehicles = 26,180 counts

AADT: 885.0

Volumes - weekly vehicle counts

	Time	5 Day	7 Day
Average Daily		949	883
AM peak	7:00 to 8:00	120	96
PM peak	2:00 to 3:00	89	79

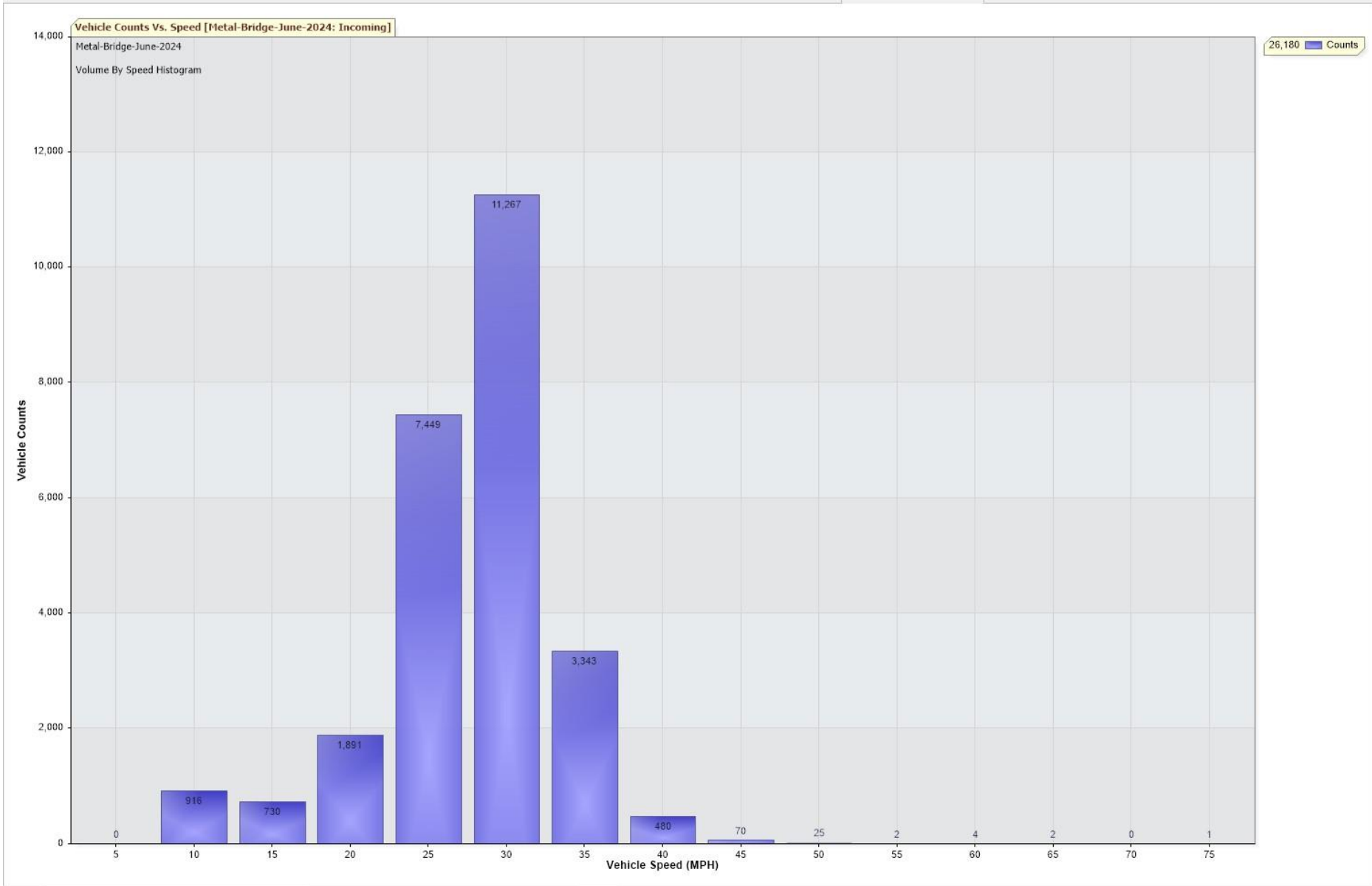
Speed

Speed limit: 30 MPH

85th Percentile Speed: 30.0 MPH

Average Speed: 25.1 MPH

	Monday	Tuesday	Wednesday	Thursday	Friday	Saturday	Sunday
Count over limit	517	576	575	605	642	515	497
% over limit	15.2	15.6	14.3	15.9	15.7	15.1	13.2
Avg speeder	33.5	33.4	33.5	33.5	33.5	33.3	33.4





## TRAFFIC ANALYSIS REPORT

For Project: Roundhill-Road-June-2024

Project Notes/Address:

Location/Name: Incoming

Report Generated: 02/07/2024 13:03:08

Speed Intervals = 3 MPH

Time Intervals = 5 minutes

Traffic Report From 31/05/2024 23:00:00 through 30/06/2024 23:59:59

5th Percentile Speed = 29.8 MPH

5th Percentile Vehicles = 51,442 counts

**Max Speed = 54.0 MPH on 20/06/2024 00:10:00**

Total Vehicles = 60,520 counts

ADT: 2014.5

Volumes - weekly vehicle counts

	Time	5 Day	7 Day
Average Daily		2,162	1,985
AM peak	8:00 to 9:00	259	202
PM peak	3:00 to 4:00	227	200

Speed

Speed limit: 30 MPH

5th Percentile Speed: 29.8 MPH

Average Speed: 25.6 MPH

	Monday	Tuesday	Wednesday	Thursday	Friday	Saturday	Sunday
Count over limit	1166	1091	1138	877	840	1407	1295
% over limit	13.4	12.1	12.4	9.7	9.2	17.0	18.1
Avg speeder	32.5	32.7	32.5	32.6	32.5	32.8	32.7

