

May 2022 Traffic Statistics

## TRAFFIC ANALYSIS REPORT

For Project: Green-May-2022

Project Notes/Address:

Location/Name: Incoming

Report Generated: 01/06/2022 11:00:52

Speed Intervals = 3 MPH

Time Intervals = 5 minutes

Traffic Report From 30/04/2022 23:00:00 through 31/05/2022 23:59:59

85th Percentile Speed = 30.8 MPH

85th Percentile Vehicles = 33,570 counts

Max Speed = 60.0 MPH on 01/05/2022 04:20:00

Total Vehicles = 39,494 counts

AADT: 1272.3

Volumes - weekly vehicle counts

	Time	5 Day	7 Day
Average Daily		1,386	1,254
AM peak	8:00 to 9:00	157	126
PM peak	3:00 to 4:00	126	114

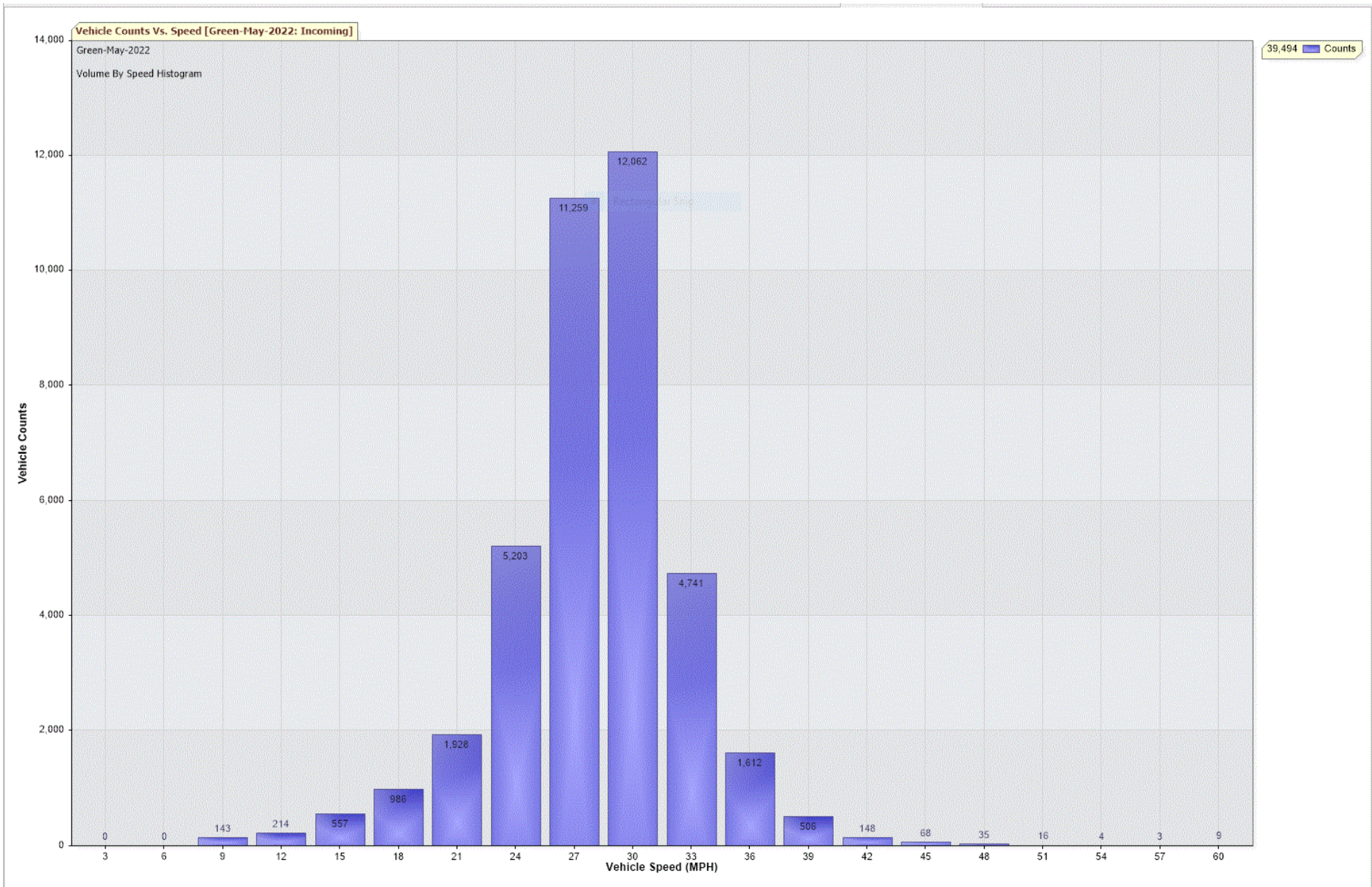
Speed

Speed limit: 30 MPH

85th Percentile Speed: 30.8 MPH

Average Speed: 26.6 MPH

	Monday	Tuesday	Wednesday	Thursday	Friday	Saturday	Sunday
Count over limit	1066	1177	948	1001	994	970	986
% over limit	18.2	17.8	16.6	17.5	15.8	21.7	20.6
Avg speeder	33.1	32.8	33.1	33.2	33.0	33.1	33.2



For Project: Hurworth-Road-May-2022

Project Notes/Address:

Location/Name: Incoming

Report Generated: 01/06/2022 11:29:40

Speed Intervals = 3 MPH

Time Intervals = 5 minutes

Traffic Report From 30/04/2022 23:00:00 through 31/05/2022 23:59:59

85th Percentile Speed = 31.8 MPH

85th Percentile Vehicles = 59,185 counts

Max Speed = 60.0 MPH on 21/05/2022 06:35:00

Total Vehicles = 69,629 counts

AADT: 2243.1

Volumes - weekly vehicle counts

	Time	5 Day	7 Day
Average Daily		2,400	2,204
AM peak	8:00 to 9:00	214	168
PM peak	3:00 to 4:00	225	215

Speed

Speed limit: 30 MPH

85th Percentile Speed: 31.8 MPH

Average Speed: 27.4 MPH

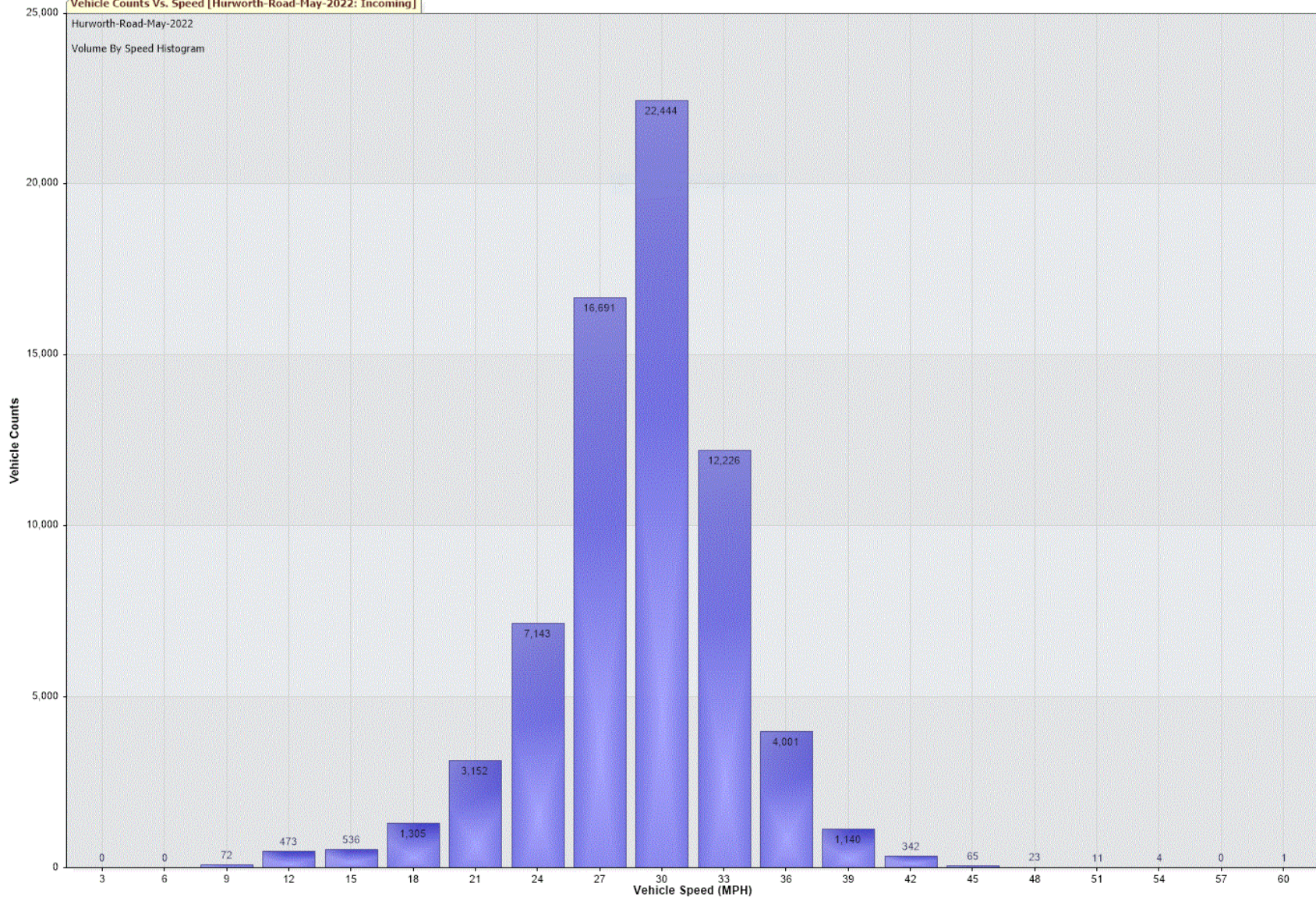
	Monday	Tuesday	Wednesday	Thursday	Friday	Saturday	Sunday
Count over limit	2785	2916	2205	2416	2438	2685	2368
% over limit	26.4	24.9	22.9	23.8	23.4	33.3	26.0
Avg speeder	32.8	32.7	32.8	32.8	32.8	32.9	32.9

Vehicle Counts Vs. Speed [Hurworth-Road-May-2022: Incoming]

Hurworth-Road-May-2022

Volume By Speed Histogram

69,629 Counts



## TRAFFIC ANALYSIS REPORT

For Project: Linden-Court-May-2022

Project Notes/Address:

Location/Name: Incoming

Report Generated: 01/06/2022 11:10:35

Speed Intervals = 3 MPH

Time Intervals = 5 minutes

Traffic Report From 30/04/2022 23:00:00 through 31/05/2022 23:59:59

85th Percentile Speed = 33.0 MPH

85th Percentile Vehicles = 118,676 counts

Max Speed = 63.0 MPH on 12/05/2022 01:55:00

Total Vehicles = 139,619 counts

AADT: 4497.8

Volumes - weekly vehicle counts

	Time	5 Day	7 Day
Average Daily		4,797	4,417
AM peak	8:00 to 9:00	431	368
PM peak	5:00 to 6:00	368	333

Speed

Speed limit: 30 MPH

85th Percentile Speed: 33.0 MPH

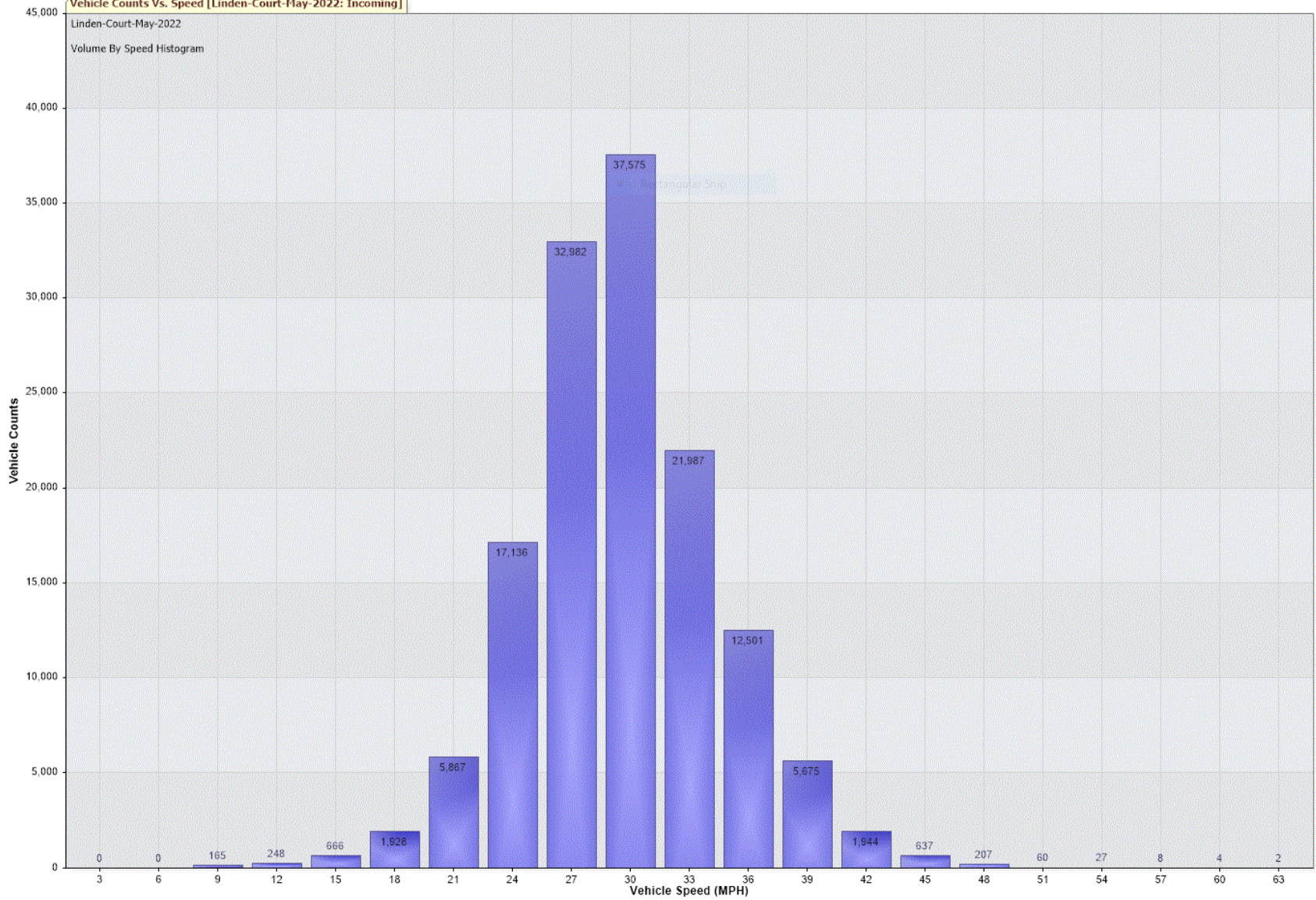
Average Speed: 28.0 MPH

	Monday	Tuesday	Wednesday	Thursday	Friday	Saturday	Sunday
Count over limit	6771	7143	5929	5913	6008	5495	5793
% over limit	31.4	30.6	30.1	29.9	29.3	31.4	33.8
Avg speeder	33.8	33.9	33.8	33.9	33.9	33.8	34.0

Vehicle Counts Vs. Speed [Linden-Court-May-2022: Incoming]

Linden-Court-May-2022  
Volume By Speed Histogram

139,619 Counts



## TRAFFIC ANALYSIS REPORT

For Project: Metal-Bridge-May-2022

Project Notes/Address:

Location/Name: Incoming

Report Generated: 01/06/2022 11:17:43

Speed Intervals = 3 MPH

Time Intervals = 5 minutes

Traffic Report From 30/04/2022 23:00:00 through 31/05/2022 23:59:59

85th Percentile Speed = 32.0 MPH

85th Percentile Vehicles = 25,268 counts

Max Speed = 75.0 MPH on 28/05/2022 22:35:00

Total Vehicles = 29,727 counts

AADT: 957.6

Volumes - weekly vehicle counts

	Time	5 Day	7 Day
Average Daily		1,028	942
AM peak	8:00 to 9:00	124	100
PM peak	3:00 to 4:00	97	89

Speed

Speed limit: 30 MPH

85th Percentile Speed: 32.0 MPH

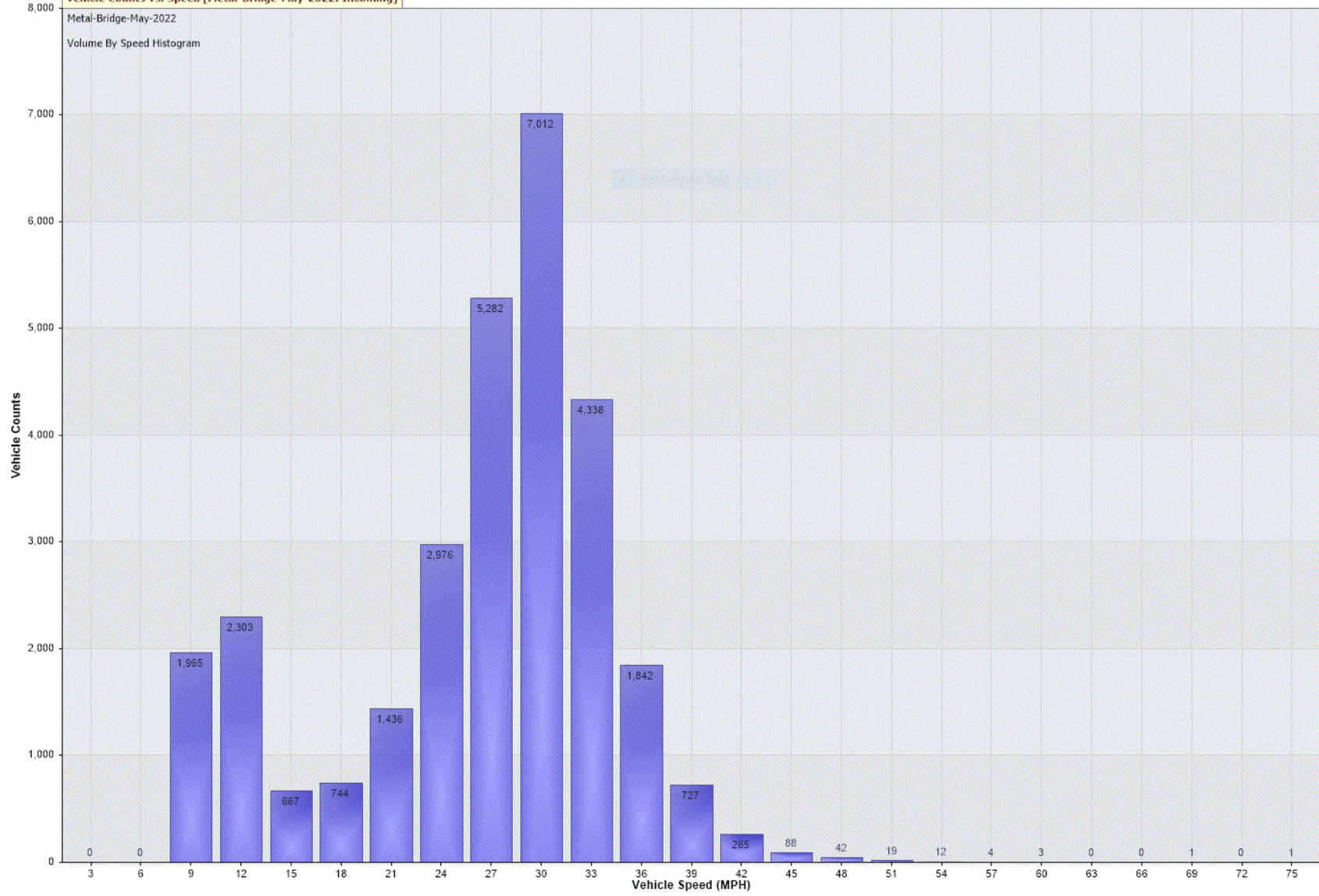
Average Speed: 24.8 MPH

	Monday	Tuesday	Wednesday	Thursday	Friday	Saturday	Sunday
Count over limit	1006	1247	1078	1092	1226	850	843
% over limit	22.9	25.1	25.7	25.5	26.7	23.7	22.8
Avg speeder	33.5	33.4	33.4	33.5	33.5	33.9	33.5

Vehicle Counts Vs. Speed [Metal-Bridge-May-2022: Incoming]

Metal-Bridge-May-2022  
Volume By Speed Histogram

29,727 Counts





## TRAFFIC ANALYSIS REPORT

For Project: Roundhill-Road-May-2022

Project Notes/Address:

Location/Name: Incoming

Report Generated: 01/06/2022 11:48:34

Speed Intervals = 3 MPH

Time Intervals = 5 minutes

Traffic Report From 06/05/2022 13:00:00 through 31/05/2022 23:59:59

85th Percentile Speed = 25.6 MPH

85th Percentile Vehicles = 35,245 counts

Max Speed = 51.0 MPH on 07/05/2022 06:25:00

Total Vehicles = 41,465 counts

AADT: 1628.7

### Volumes - weekly vehicle counts

	Time	5 Day	7 Day
Average Daily		1,684	1,604
AM peak	8:00 to 9:00	167	138
PM peak	5:00 to 6:00	162	139

### Speed

Speed limit: 30 MPH

85th Percentile Speed: 25.6 MPH

Average Speed: 21.4 MPH

	Monday	Tuesday	Wednesday	Thursday	Friday	Saturday	Sunday
Count over limit	103	99	62	64	88	132	88
% over limit	1.7	1.5	1.2	1.2	1.3	2.2	1.7
Avg speeder	33.2	32.7	33.0	33.0	32.8	33.1	33.6

Vehicle Counts Vs. Speed [Roundhill-Road-May-2022: Incoming]

Roundhill-Road-May-2022  
Volume By Speed Histogram

41,465 Counts

