

May Traffic Statistics

Metal Bridge

TRAFFIC ANALYSIS REPORT

For Project: Bridge-May

Location/Name: Incoming Dir

Report Generated: 02/06/2021 12:22:51

Speed Intervals = 3 mph

Time Intervals = 5 minutes

Traffic Report From 01/05/2021 00:00:00 through 31/05/2021 23:55:00

85th Percentile Speed = 31.2 mph

85th Percentile Vehicles = 49,263 counts

Max Speed = 63.0 mph on 13/05/2021 17:35:00

Total Vehicles = 57,957 counts

AADT: 1869.8

Volumes - weekly vehicle counts

	Time	5 Day	7 Day
Average Daily		2,047	1,898
AM peak	8:00 to 9:00	253	199
PM peak	5:00 to 6:00	173	155

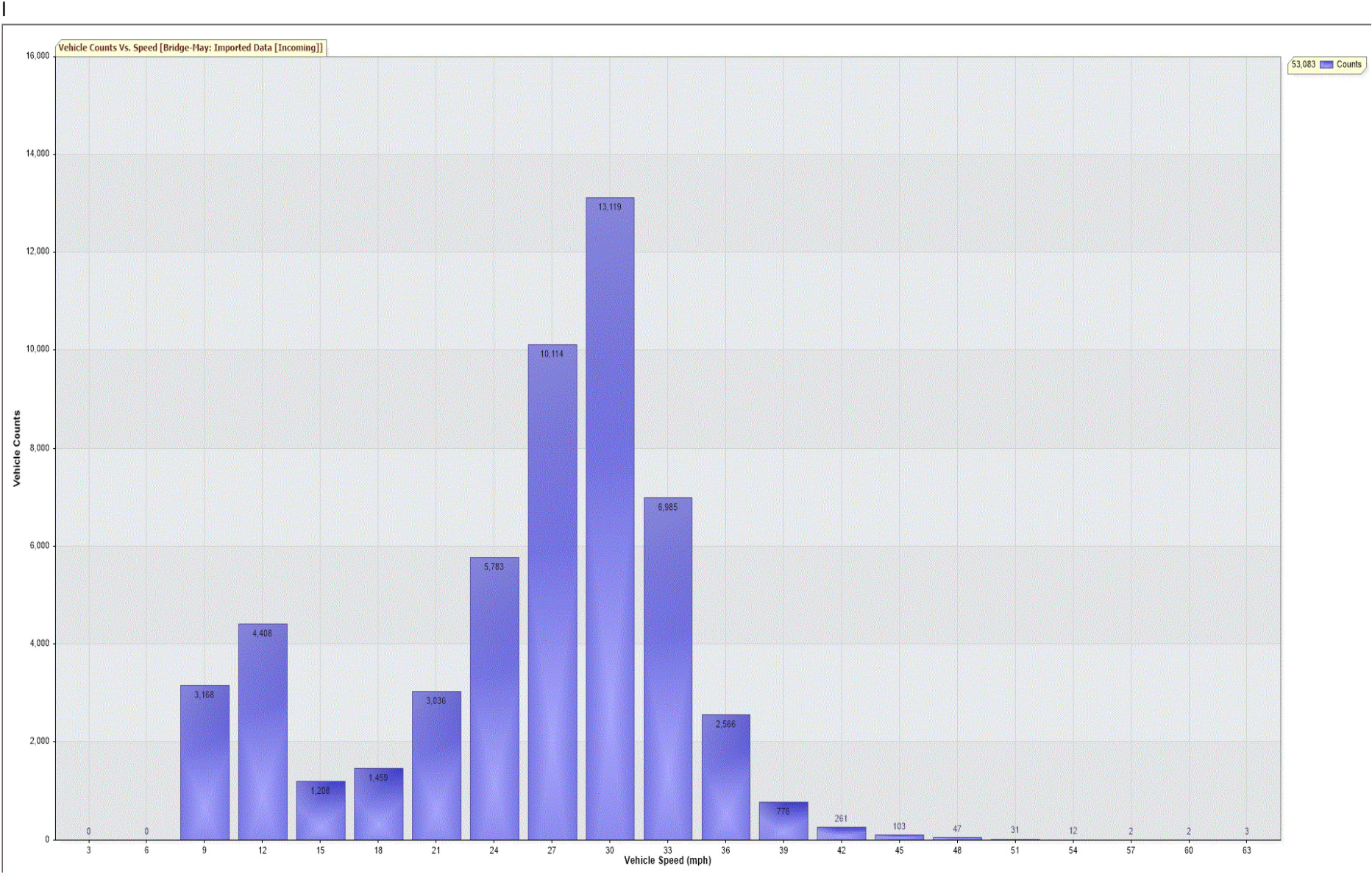
Speed

Speed limit: 30 mph

85th Percentile Speed: 31.2 mph

Average Speed: 25.8 mph

	Monday	Tuesday	Wednesday	Thursday	Friday	Saturday	Sunday
Count over limit	1725	1585	1720	1793	1889	1635	1385
% over limit	19.7	19.5	20.4	21.3	21.0	19.9	19.7
Avg speeder	32.5	32.4	32.7	32.7	32.6	32.9	32.8



The Green

TRAFFIC ANALYSIS REPORT

For Project: Green-May

Location/Name: Incoming Dir

Report Generated: 02/06/2021 12:29:11

Speed Intervals = 3 mph

Time Intervals = 5 minutes

Traffic Report From 01/05/2021 00:00:00 through 31/05/2021 11:55:00

85th Percentile Speed = 31.0 mph

85th Percentile Vehicles = 57,232 counts

Max Speed = 66.0 mph on 06/05/2021 22:15:00

Total Vehicles = 67,332 counts

AADT: 2207.9

Volumes - weekly vehicle counts

	Time	5 Day	7 Day
Average Daily		2,389	2,212
AM peak	8:00 to 9:00	284	226
PM peak	5:00 to 6:00	203	181

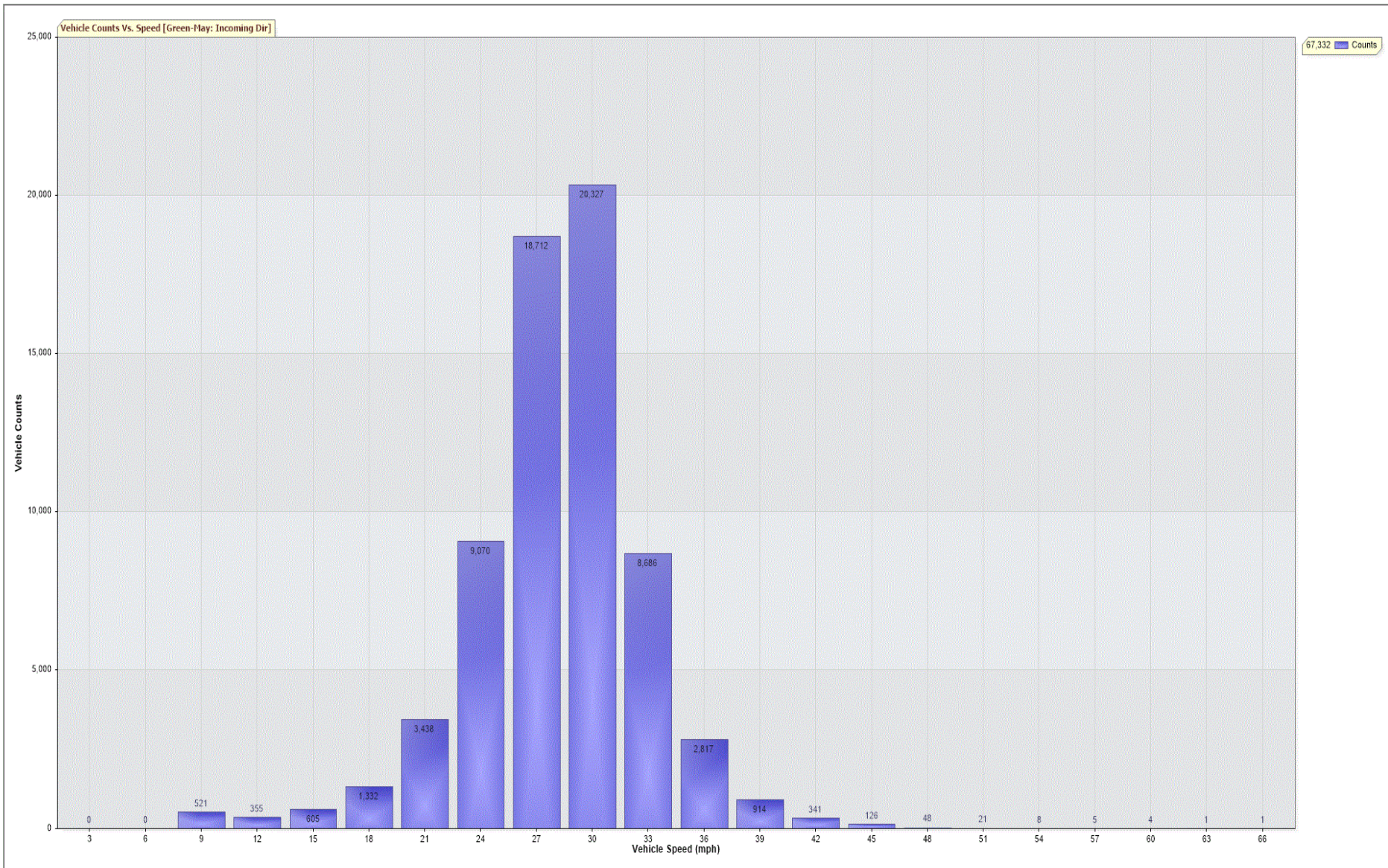
Speed

Speed limit: 30 mph

85th Percentile Speed: 31.0 mph

Average Speed: 28.1 mph

	Monday	Tuesday	Wednesday	Thursday	Friday	Saturday	Sunday
Count over limit	1623	1632	1793	1877	1730	2377	1940
% over limit	17.7	17.0	18.0	18.4	16.1	24.7	24.1
Avg speeder	32.6	32.5	32.5	32.5	32.4	32.7	32.7



Hurworth Road

TRAFFIC ANALYSIS REPORT

For Project: HR-May

Location/Name: Incoming Dir

Report Generated: 03/06/2021 11:58:16

Speed Intervals = 3 mph

Time Intervals = 5 minutes

Traffic Report From 01/05/2021 00:15:00 through 31/05/2021 00:15:00

85th Percentile Speed = 31.9 mph

85th Percentile Vehicles = 48,751 counts

Max Speed = 57.0 mph on 18/05/2021 20:00:00

Total Vehicles = 57,354 counts

AADT: 1911.8

Volumes - weekly vehicle counts

	Time	5 Day	7 Day
Average Daily		2,118	1,941
AM peak	8:00 to 9:00	186	146
PM peak	5:00 to 6:00	193	170

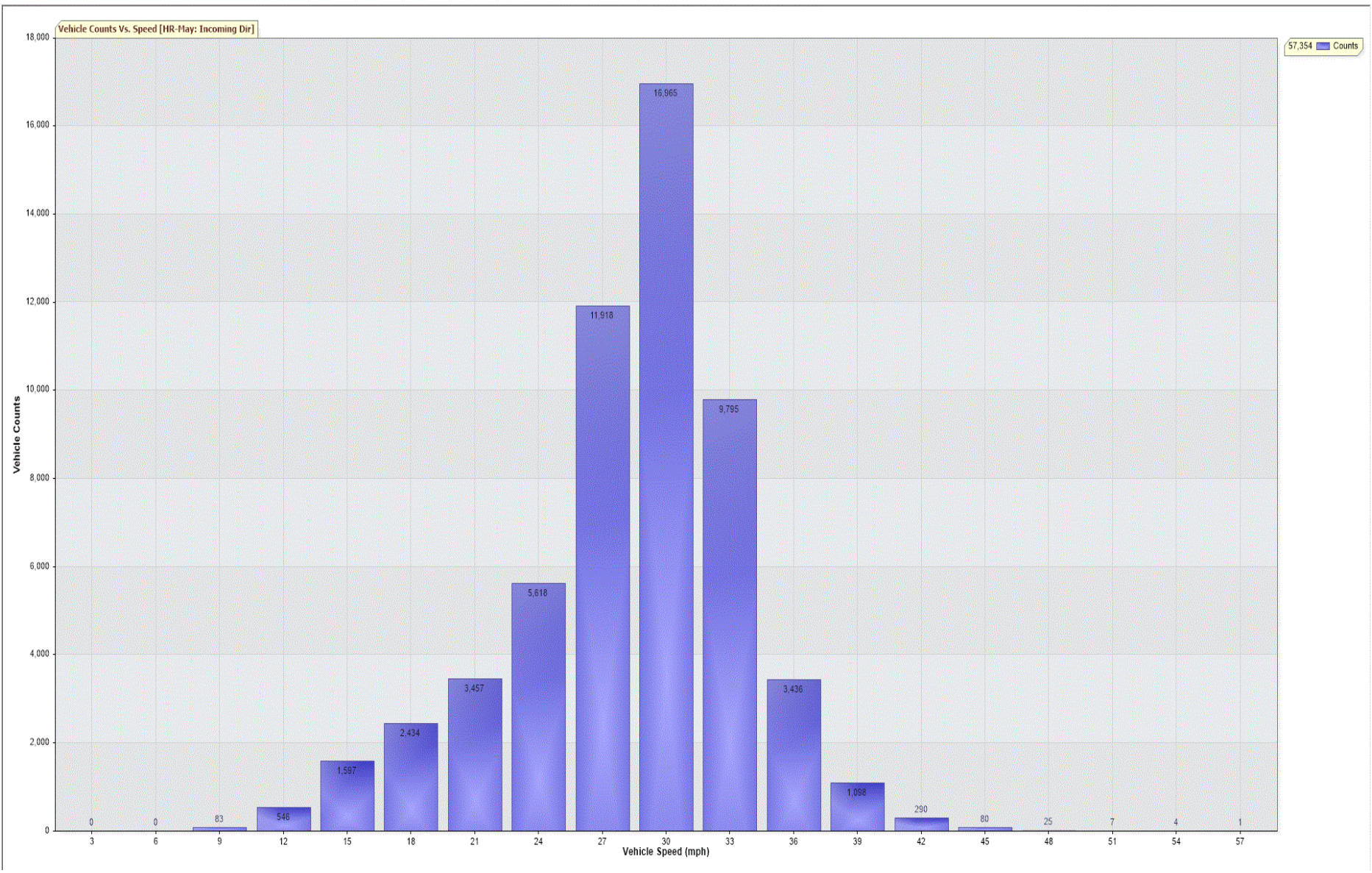
Speed

Speed limit: 30 mph

85th Percentile Speed: 31.9 mph

Average Speed: 28.3 mph

	Monday	Tuesday	Wednesday	Thursday	Friday	Saturday	Sunday
Count over limit	1941	2110	1887	1933	2091	2605	2169
% over limit	24.3	24.0	22.6	23.0	23.6	32.7	31.0
Avg speeder	32.4	32.3	32.4	32.3	32.3	32.7	32.6



Linden Court

TRAFFIC ANALYSIS REPORT

For Project: L-May
Location/Name: Incoming Dir
Report Generated: 03/06/2021 12:02:39
Speed Intervals = 3 mph
Time Intervals = 5 minutes

Traffic Report From 01/05/2021 00:15:00 through 31/05/2021 00:15:00

85th Percentile Speed = 31.5 mph
85th Percentile Vehicles = 126,350 counts
Max Speed = 60.0 mph on 02/05/2021 08:45:00
Total Vehicles = 148,647 counts
AADT: 4954.9

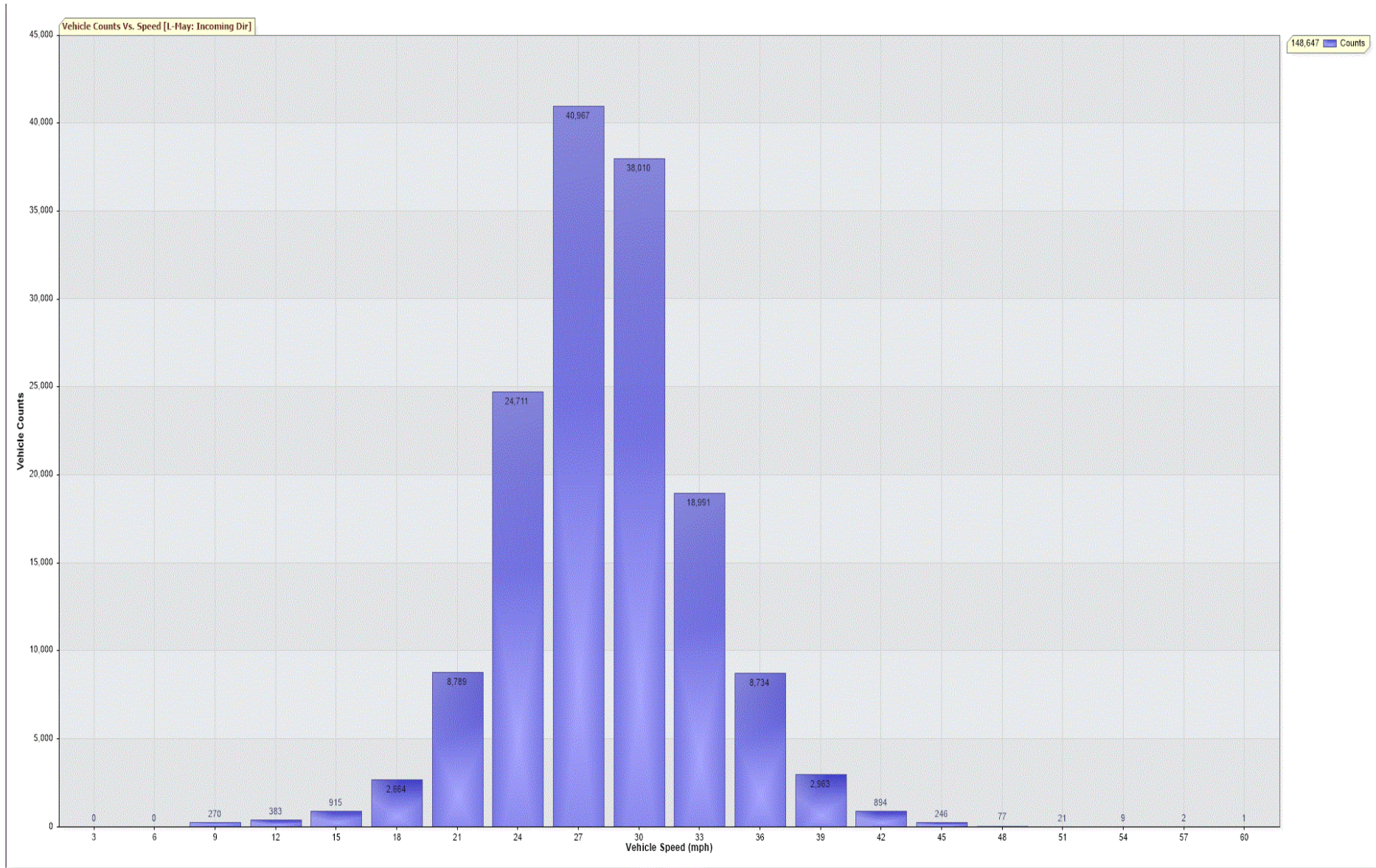
Volumes - weekly vehicle counts

	Time	5 Day	7 Day
Average Daily		5,355	5,011
AM peak	8:00 to 9:00	474	401
PM peak	5:00 to 6:00	405	354

Speed

Speed limit: 30 mph
85th Percentile Speed: 31.5 mph
Average Speed: 28.3 mph

	Monday	Tuesday	Wednesday	Thursday	Friday	Saturday	Sunday
Count over limit	4160	4168	4442	4569	4678	5316	4605
% over limit	21.7	20.1	20.1	20.8	20.3	23.0	25.0
Avg speeder	32.7	32.7	32.7	32.8	32.8	32.8	32.9



Roundhill Road

Analysis Report | Monthly Counts/Speed Avgs | Weekly Counts/Speed Averages | Charts: Average Weekly Speeds | Charts: Average Weekly Volumes | Charts: Daily Volumes

TRAFFIC ANALYSIS REPORT

For Project: RH-May
Location/Name: Incoming Dir
Report Generated: 02/06/2021 12:45:41
Speed Intervals = 3 mph
Time Intervals = 5 minutes

Traffic Report From 01/05/2021 00:00:00 through 30/05/2021 23:55:00

85th Percentile Speed = 25.7 mph
85th Percentile Vehicles = 9,917 counts
Max Speed = 39.0 mph on 04/05/2021 08:35:00
Total Vehicles = 11,667 counts
AADT: 388.9

Volumes - weekly vehicle counts

	Time	5 Day	7 Day
Average Daily		430	394
AM peak	8:00 to 9:00	50	39
PM peak	5:00 to 6:00	29	27

Speed

Speed limit: 30 mph
85th Percentile Speed: 25.7 mph
Average Speed: 20.9 mph

	Monday	Tuesday	Wednesday	Thursday	Friday	Saturday	Sunday
Count over limit	19	15	19	27	18	34	17
% over limit	1.3	0.9	1.1	1.5	1.0	2.0	1.2
Avg speeder	31.8	31.8	32.1	31.8	32.0	31.8	31.7

Vehicle Counts Vs. Speed [RH-May: Incoming Dir]

